



CUSTOMISED STEEL BUILDING PVT. LTD
WE BUILD FOR ETERNITY



PRE-ENGINEERED

BUILDINGS SOLUTIONS



ABOUT US

Customised Steel Building Pvt Ltd. is one of India's fastest growing building solutions company, It has endlessly introduced novel and contemporary building products with a promise of vigor, alacrity and safety.

CSBPL provides building solutions that productively meet the utmost principles of quality and stability. Trained manpower is a devoted strength at CSBPL Apart from unending development of employee's skills, the company is also committed to their welfare. Our Engineering strengths enable us to optimize complex building designs into efficient building solutions to suit our customer's needs. All buildings are designed and manufactured to comply with the latest American design codes.

OUR MISSION //

To supply high-quality steel products, providing related services and solutions to a world-wide client base with utilization of innovative technologies within an environment of motivated employees focused on continuous improvement, work ethics and leading to values for our customers.

OUR CORE VALUES //

Discipline:

We maintain a focused discipline for our responsibilities and projects.

Safety:

We are firmly committed to maintaining a safe and healthy environment at all our sites and on each of our projects.

Quality:

We are committed to providing high-quality services and products. We meet the mutually agreed requirements the first time and strive for continuous improvement of our work processes.

Integrity:

We uphold our reputation for integrity in the marketplace and provide an ethical work environment for all.

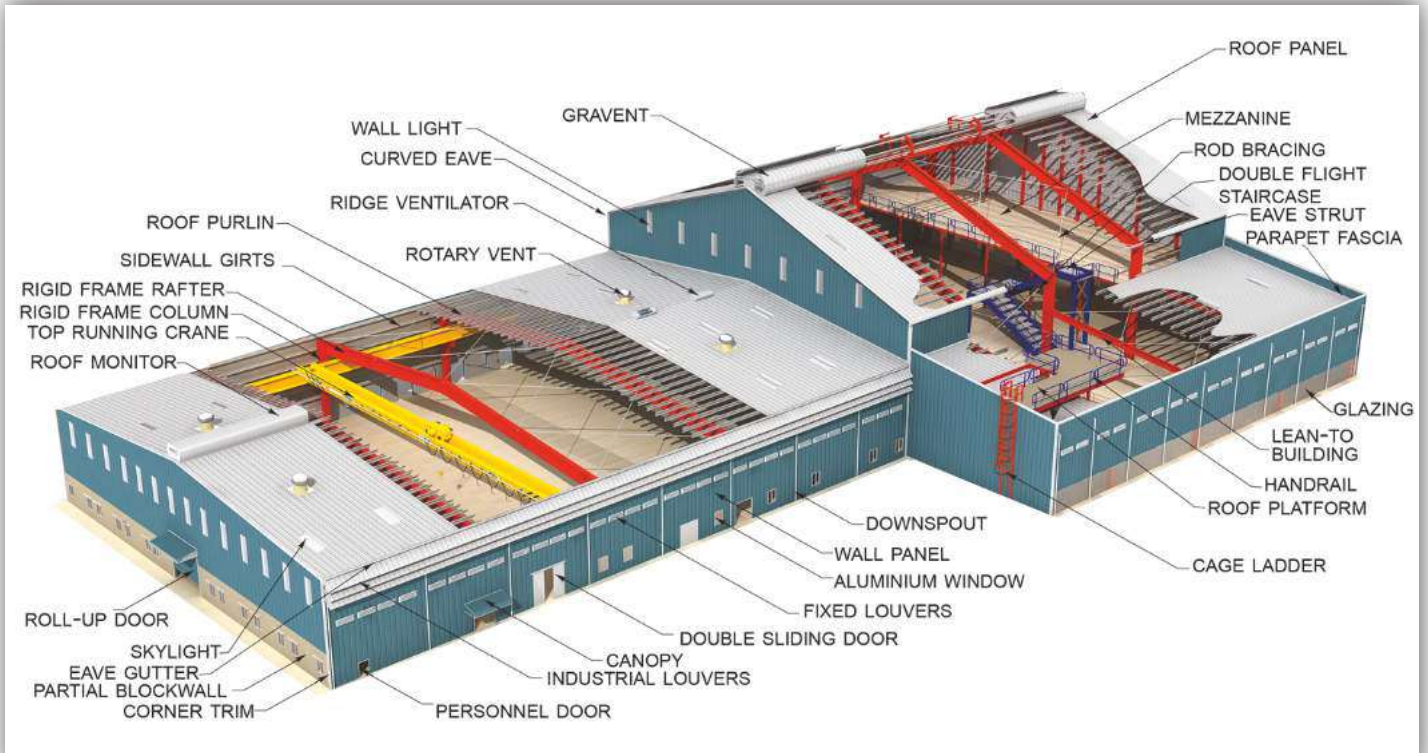
Innovation:

Through inventive processes and unique solutions, we provide unmatched value to our clients.

Sustainability:

In all that we do, we are conscious of the meter per second that our work has on the environment. We help our customers do the same by providing clean, efficient, healthy, and effective solutions on all of our projects.

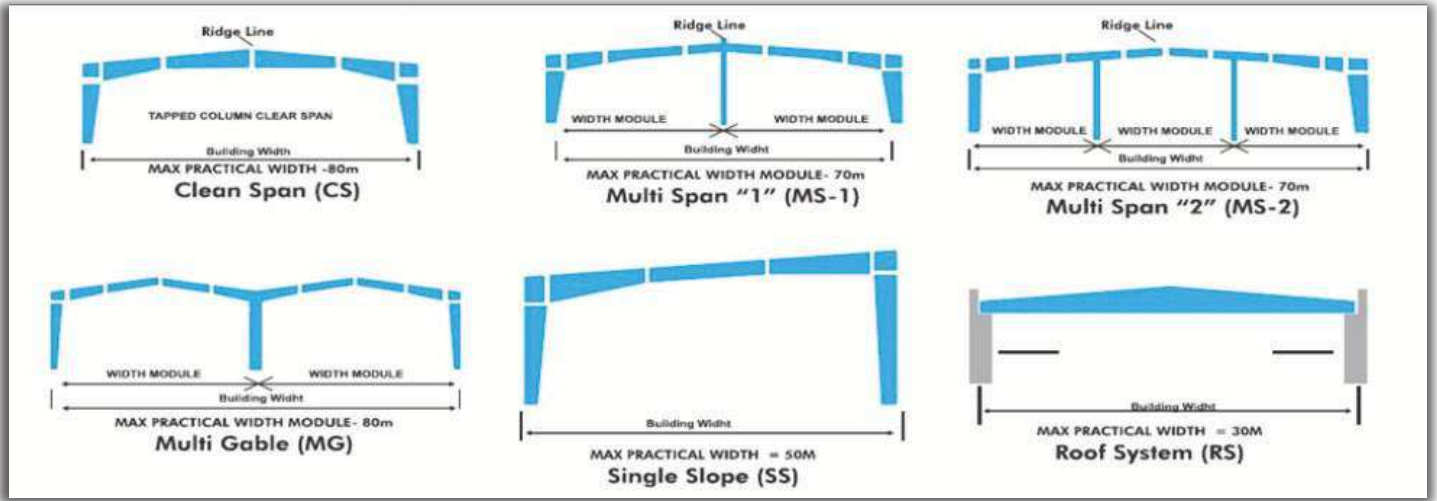
PRE-ENGINEERED BUILDING NOMENCLATURE



CUSTOMISED STEEL BUILDING PVT. LTD. PROVIDES:



PEB FRAMING SYSTEMS



CUSTOMISED STEEL BUILDING PVT. LTD. INCLUDES

ALL PRIMARY AND SECONDARY FRAMING

ALL SEALANTS FOR WEATHER PROFFING

INTEGRATED ACCESSORIES

ALL CONNECTIONS

MEZZANINE FLOORS

ALL FIXING

CRANE BEAMS AND RAILS

PEB VS CONVENTIONAL BUILDINGS

S.No.	PRE ENGINEERED BUILDINGS (PEBs)	CONVENTIONAL STEEL BUILDINGS
1.	PEB FRAMES ARE NORMALLY TAPERED AND OFTEN HAVE FLANGES AND WEBS OF VARIABLE THICKNESSES & DEPTH ALONG THE INDIVIDUAL MEMBERS.	IN CONVENTIONAL STEEL BUILDINGS MILL-PRODUCED HOT ROLLED SECTIONS (BEAMS AND COLUMNS) ARE USED. THE SIZE OF EACH MEMBER IS SELECTED ON THE BASIS OF THE MAXIMUM INTERNAL STRESS IN THE MEMBERS.
2.	PEBS ARE ON AN AVERAGE ABOUT 30% LIGHTER DUE TO EFFICIENT DESIGN AND USE OF STEEL.	STANDARD HOT ROLLED "I" OR "C" SECTIONS ARE USED, WHICH ARE IN MANY SEGMENTS MUCH HEAVIER THAN WHAT IS ACTUALLY REQUIRED AS PER DESIGN.
3.	FAST, EFFICIENT DESIGNING AND DETAILING DUE TO WELL DEFINED INTERNATIONAL CODES AND STANDARD BY USING SPECIALIZED SOFTWARE.	EACH CONVENTIONAL STRUCTURE IS DESIGNED FROM SCRATCH BY THE CONSULTANT WITH FEWER DESIGN AIDS AVAILABLE.
4.	DETAILED STRUCTURAL DRAWINGS INCLUDING ERECTION AND SHEETING ARE PROVIDED FREE OF COST, THEREBY CONSIDERABLY REDUCING ERECTION & SHEETING TIME.	AN EXTENSIVE AMOUNT OF CONSULTANT'S TIME IS DEVOTED TO DESIGNING , DRAFTING & DETAILING OF THE STRUCTURE.
5.	ALL STRUCTURES ARE MANUFACTURED IN THE FACTORY UNDER STRICT QUALITY CONTROL ENVIRONMENT, THEREBY ENSURING SUPERIOR QUALITY PRE ENGINEERED BUILDINGS (PEBS) & FINISH.	STRUCTURES ARE MOSTLY SITE FABRICATED WHEREAS, IT IS DIFFICULT TO MONITOR & CONTROL QUALITY PARAMETERS.
6.	EASIER SOURCING & CO-ORDINATION DUE TO SINGLE SOURCE RESPONSIBILITY AS THE ENTIRE BUILDING ALONG WITH ALL THE SHEETING & ACCESSORIES IS DESIGNED, SUPPLIED & ERECTED.	MULTIPLE SOURCES FOR DIFFERENT ITEMS ARE INVOLVED, THEREBY CAUSING CONSIDERABLE EXPENDITURE & DELAY.
7.	SUPERIOR ARCHITECTURAL FEATURES CAN BE INCORPORATED AND EXCELLENT AESTHETICS CAN BE ACHIEVED.	LIMITED SCOPE FOR ARCHITECTURAL & AESTHETIC FEATURES.
8.	EASIER TO INCORPORATE FUTURE EXPANSIONS DUE TO MODULAR NATURE OF DESIGN.	MORE DIFFICULT TO INCORPORATE EXPANSIONS.
9.	SINGLE SOURCE OF SUPPLY RESULTS IN EFFICIENT TIME AND COST MANAGEMENT FOR A SPEEDY CONSTRUCTION.	MULTIPLE SOURCES/ RESPONSIBILITIES CAN LEAD TO MANY QUESTIONS AND LACK OF CORPORATION.
10.	FASTER COMPLETION TIME – AS CIVIL WORKS CAN BE COMPLETED AT HE SAME TIME.	MUCH SLOWER COMPLETION TIME, EXACT DATE COULD NOT BE GIVEN AS IT IS DEPENDENT ON VARIOUS OTHER CONCEPTS.

ADVANTAGES OF PEB BUILDING

COST EFFECTIVE:

- Material cost can be saved up to 30% by using tapered built up members and cold formed sections.
- Foundation cost optimized to the maximum.

SUPERIOR QUALITY:

- Design and connections stability is ensured by the latest softwares & codes.
- Welding, Surface Preparation & Painting is done in the closed environment to prevent external impurities, never compromise on quality to the customer.

FASTER CONSTRUCTION:

- Longer column spacing's that minimizes the number of foundations.
- While the foundation is cast, the structural materials will be ready wasting no time in the process.
- Bolted connections are employed for quick and stronger connections of the beams.
- Fabrications will not be done on-site; fabricated materials will be used for a quicker completion.

FUNCTIONAL ADVANTAGES:

- Larger, clear spans of up to 100 MTR facilitate that will keep all the operations under the same roof.
- Maximum column spacing of up to 12.5m allows easy work flow process& flexibility in machinery layout.
- Expanding in the future will never be an easy problem with the pre-engineered buildings.

ARCHITECTURAL FLEXIBILITY:

The appearance of the building is greatly enhanced by the Aesthetic Features such as:

- Fascia, Parapets, & Curved eaves.
- Flashings and trims to offer multiple shapes & Colours.

MAINTENANCE:

- Virtually no maintenance required for structures & panels.

CUSTOMISED STEEL BUILDING PVT. LTD. PROVIDES

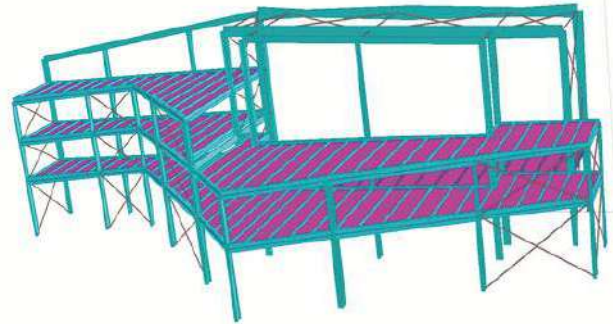
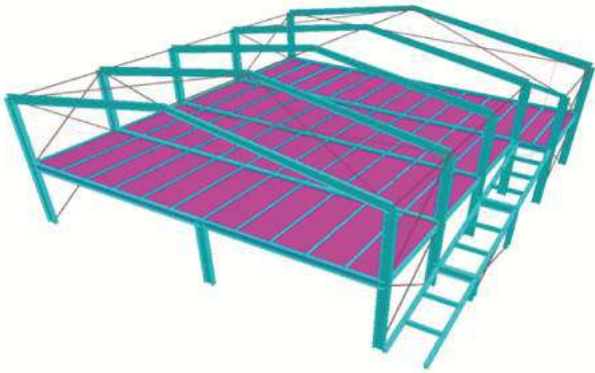
S.No.	PRE ENGINEERED BUILDINGS (PEBs)	CONVENTIONAL STEEL BUILDINGS
1.	DESIGN	HIGHLY ADVANCED AND CUSTOMISED SOFTWARE DETERMINES THE EXACT POSITION OF EACH PART OF THE BUILDING. COMBINING THE STRUCTURAL STRENGTH WITH THE OPTIMUM USE OF STEEL TO ENSURE SAFETY AND DURABILITY OF THE STEEL STRUCTURE.
2.	DELIVERY	AVERAGE 6-8 WEEKS.
3.	FOUNDATIONS	SIMPLE DESIGN, LIGHT FOUNDATIONS.
4.	ERECTIONS SIMPLICITY	STANDARD COMPONENT CONNECTIONS, SHORT CURVES.
5.	SEISMIC RESISTANCE	LOW WEIGHT OF FLEXIBLE FRAMES OFFER HIGHER RESISTANCE TO EARTHQUAKES.
6.	OVERALL PRICE	COST EFFECTIVE.
7.	ARCHITECTURE	OUTSTANDING ARCHITECTURAL DESIGN
8.	SOURCING & COORDINATION	MORE DIFFICULT TO INCORPORATE EXPANSIONS.
9.	LOGISTICS AND PROJECT MANAGEMENT	OUR DEDICATED LOGISTICS & PROJECT MANAGEMENT TEAM ENSURES SPEEDY AND TIMELY DELIVERY.

DESIGN SAMPLES

The entire engineering process is automated through dedicated software like STAAD Pro, Metal Building System, AutoCAD & Tekla Structures for Designing & Detailing Purpose. STAAD design calculation are furnished with the design of validation.

Use of STAAD Pro makes the design reliable for us and clients both. The implementation of the STAAD Pro software has helped our design engineers to make more suitable outlines and design the structure as per the exact demand of our clients. Our computer backed design and estimation system ensures precise estimation and ensures delivery of all parts to the project site in a timely manner.

It has automated various complicated buildings and allows our engineers to analyze structural designs in terms of factors like force & load calculations. The structural engineers can likewise do the dynamic analysis of the meter per seconds caused on a structure depending upon the loads acting on the structure like Dead, Live, Wind and earthquake loads etc. The STAAD Pro is broadly utilized as a part of steel designing and analysis of the designed models can be done in both 2D and 3D formats.



SECONDARY MEMBERS

PURLINS & GIRTS:

Purlins & girts are used to support roof and wall sheeting as a secondary structural framing, CSBPL purlin section are manufactured by cold forming process from hot dipped pre-galvanized steel coils having a minimum yield strength of 345 meter per second and will confirm to physical specification of ASTM 572 (Grade 50) or ASTM A653 (Grade 50) Or IS 277 or Equivalent.


CSBPL range of section includes C, Z, Sigma which is produced from fully automatic roll forming machine and can be supplied in any varying depth and flange with pre-punched holes, along with cleats and sleeves.



OUR PRESTIGIOUS PROJECTS



OUR SERVICES



High rise building



Warehouse



Industrial shed



Cold storage

Contact us:



Registered Office:

Customised Steel Building Private Limited.
Flat No.: F2, Plot No.: 210, Sector- 6, Vaishali, Ghaziabad, UP - 201010.



Works office:

F- 280& 281, UPSIDC MG ROAD, MASOORI, HAPUR, UP.



CUSTOMISED STEEL BUILDING PVT. LTD
WE BUILD FOR ETERNITY

For Enquiry : +91 9015409139 | +91 9650821268

www.customisedsteelbuilding.com